



new feet.
MEDICAL FOOTWEAR

Footwear for sensitive feet

www.new-feet.com

SPRINGSUMMER2026



261-38 *arch support*
Rose nubuck
WIDE · Size 36-43 · ✂

ALL FEET ARE UNIQUE

Therefore, New Feet is not quite like other brands



261-38 *arch support*
Black suede
WIDE · Size 36-43 · ✂



261-30 *arch support*
Sand suede
WIDE · Size 36-43 · ✂



261-30 *arch support*
Brown leather
WIDE · Size 36-43 · ✂



261-30 *arch support*
Blue suede
WIDE · Size 36-43 · ✂

211-19 *arch support*
 Multicolored nubuck
 WIDE · Size 36-43 · ✂



211-19 *arch support*
 Jeans blue nubuck
 WIDE · Size 36-43 · ✂



211-19 *arch support*
 Cognac or dark blue nubuck
 WIDE · Size 36-43 · ✂



211-19 *arch support*
 Rosa nubuck or black leather
 WIDE · Size 36-43 · ✂



221-22 *arch support*
 Dark blue nubuck
 WIDE · Size 36-43 · ✂



221-22 *arch support*
 Cognac oiled nubuck or black leather
 WIDE · Size 36-43 · ✂



241-14 *arch support*
 Dark blue or cognac nubuck
 WIDE · Size 36-43 · ✂



251-18 *arch support*

Sand nubuck or black leather
WIDE · Size 36-43 · ✂



VELCRO STRAPS

All velcro straps can be easily shortened in order to fit your foot



251-18 *arch support*

Dark navy, bordeaux or red nubuck
WIDE · Size 36-43 · ✂



251-17

Sand suede

WIDE · Size 36-43 · ✂



251-17

Black nubuck

WIDE · Size 36-43 · ✂



251-17

Blue or red nubuck

WIDE · Size 36-43 · ✂



261-10

Sand suede

WIDE · Size 36-43 · ✂



251-28

Black, blue or brown nubuck

WIDE · Size 36-43 · ✂

211-39
Blue nubuck
WIDE · Size 36-43 · ✂



WELLBEING FOR YOUR FEET



211-39
Sand or red nubuck
WIDE · Size 36-43 · ✂



211-39
Black nubuck
WIDE · Size 36-43 · ✂



261-18
Blue nubuck or black leather
WIDE · Size 36-43 · ✂



171-41
Black oiled leather or army suede w. structure
WIDE · Size 36-43 · ✂



211-35
 Greyish blue suede w. structure
 WIDE · Size 36-43 · ✕



211-35
 Sand, army or black suede w. structure
 WIDE · Size 36-43 · ✕



251-21
 Black leather
 WIDE · Size 36-43 · ✕



201-36
 Greyish blue, sand, army or black suede w. structure
 WIDE · Size 36-43 · ✕



201-66
 Black leather or sand nubuck
 WIDE · Size 36-43 · ✕

261-35

Rosa nubuck

SLIM · Size 36-43 · ✂



DIFFERENT SHAPES AND SIZES

Our shoes are categorized in SLIM - MEDIUM - WIDE depending on the shape of your foot



261-35

Cognac nubuck

SLIM · Size 36-43 · ✂



251-13

Black or chestnut leather

SLIM · Size 36-43 · ✂



261-34
Brown leather
SLIM · Size 36-43 · ✂



261-34
Black leather
SLIM · Size 36-43 · ✂



151-15
Black leather
SLIM · Size 36-43 · ✂



251-14
Brown or blue leather
SLIM · Size 36-43 · ✂



241-21
Blue or black leather
SLIM · Size 36-43 · ✂



261-13 *arch support*
 Brown leather
 SLIM · Size 36-43 · ✕



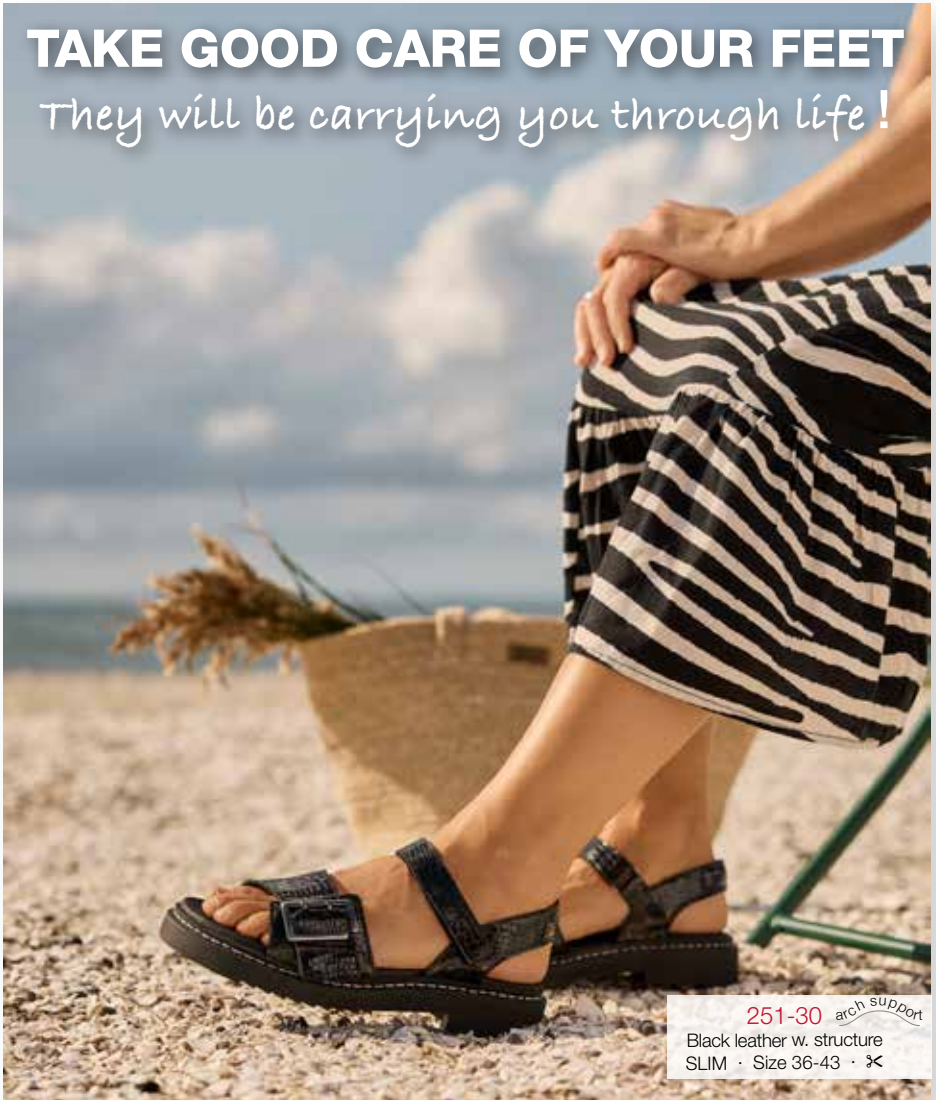
261-13 *arch support*
 Cognac suede w. structure
 SLIM · Size 36-43 · ✕



231-18 *arch support*
 Black leather
 SLIM · Size 36-43 · ✕

TAKE GOOD CARE OF YOUR FEET

They will be carrying you through life!



251-30 *arch support*

Black leather w. structure
SLIM · Size 36-43 · ✂



251-30 *arch support*

Black leather
SLIM · Size 36-43 · ✂



251-30 *arch support*

Brown leather w. structure
SLIM · Size 36-43 · ✂

261-45 arch support

Brown leather

MEDIUM · Size 36-43 · ✂



261-19

arch support

Blue or sand leather

MEDIUM · Size 36-43 · ✂



211-13

arch support

Black leather

MEDIUM · Size 36-43 · ✂



211-13 *arch support*
 Leopard print suede
 MEDIUM · Size 36-43 · ✂



REMOVABLE INSOLE

An advantage if you want to use customized insoles !



211-13 *arch support*
 Brown leather w. structure
 MEDIUM · Size 36-43 · ✂



211-13 *arch support*
 Black leather w. structure
 MEDIUM · Size 36-43 · ✂



211-13 *arch support*
 Burgundy suede w. structure
 MEDIUM · Size 36-43 · ✂



211-13 *arch support*
 Multicolored leather w. structure
 MEDIUM · Size 36-43 · ✂



221-33 *arch support*
 Leopard print suede
 MEDIUM · Size 36-43 · ☞



221-33 *arch support*
 Cognac, green or dark navy suede
 MEDIUM · Size 36-43 · ☞



261-41 *arch support*
 Black or leopard print suede
 MEDIUM · Size 36-43 · ☞



231-23 *arch support*
 Brunt oiled leather
 MEDIUM · Size 36-43 · ☞



202-68 *arch support*
 Bronze, sand or black microfibre
 MEDIUM · Size 36-43 · ☞



261-33
Sand suede w. mesh
WIDE · Size 36-43 · ✂



261-33
Blue nubuck w. mesh
WIDE · Size 36-43 · ✂



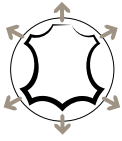
242-28
Sand suede or black leather · TextileStretch
SLIM · Size 36-43 · ✂



202-30
Sand suede w. structure, black leather
or blue nubuck · OrthoStretch®
WIDE · Size 36-43 · ✂



252-29
Black leather w. OrthoStretch®
SLIM · Size 36-43 · ✂



ORTHOSTRETCH® LIKE GLOVES FOR YOUR FEET

Feet are different !!! Therefore, New Feet footwear is adjustable to fit your individual needs.

Footwear with stretch material is very comfortable and can be used by all whose priority is comfort. But stretch is also an important functional feature for people with diabetes, arthritis, bunions, corns, hammer-toes and users of bandages and compression stockings.



Bunions

Feet with bunions must have extra space. But at the same time, the footwear must fit comfortably. OrthoStretch® gives you flexibility at the tender spots.



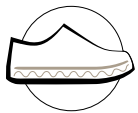
Hammer-toes

A foot with hammer-toes needs extra space above the toes. OrthoStretch® provides space - without designing the footwear with extra height.



Diabetes

People with diabetes must be meticulous about their feet. OrthoStretch® follows the movement of the feet and minimizes the risk of pressure sores on the feet and toes.



PROTEKTOR®

The most important part of the shock-absorption is placed **inside the footwear**, where a PPT® Protektor® insole protects your feet from strain.

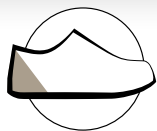
The material that we use for shock-absorption is the original medical rated **PPT®**, which we have an exclusive right to use in footwear. For many years, **PPT®** has been the highest rated shock absorber in the orthopedic business. It has the best specifications regarding elasticity, purity and lifetime - and combined with OnSteam® lining, it has top rating for moisture transport.

Protektor® insoles are also sold separately in 6 and 3 mm thickness. The outer sole also plays a part in the shock-absorption, but it can not contribute enough by itself, as it must also function as a stable take-off.





261-24
Sand suede
WIDE · Size 36-43 · ✂



SOLID HEELCAP

stabilizing your foot when walking !



261-24
Leopard print suede
WIDE · Size 36-43 · ✂



261-24
Black leather
WIDE · Size 36-43 · ✂



261-27

Blue nubuck w. mesh
WIDE · Size 36-43 · zipper



261-27

Sand suede w. mesh
WIDE · Size 36-43 · zipper



261-23

White leather
WIDE · Size 36-43

261-22 *arch support*
 Sand suede
 WIDE · Size 36-43 · ✂



261-22 *arch support*
 Leopard print suede
 WIDE · Size 36-43 · ✂



221-21 *Tex*
 Sand or blue w. mesh, black or blue nubuck w. TextileStretch
 WIDE · Size 36-43 · snaplock



212-33 *Tex*
 Army, sand or blue suede w. mesh
 WIDE · Size 36-43 · zipper



212-33 *Tex*
 Sand or blue leather w. TextileStretch
 WIDE · Size 36-43 · zipper



261-14 *Tex*
 White leather
 WIDE · Size 36-43 · zipper



261-14 *Tex*
 Black leather w. OrthoStretch®
 WIDE · Size 36-43 · zipper



202-72
 Sand suede w. TextileStretch, black leather
 or blue nubuck · OrthoStretch®
 WIDE · Size 36-43 · ✕



241-19 *Tex*
 Sand or greyish blue suede w. mesh
 SLIM · Size 36-43 · zipper



261-44 *arch support Tex*
 Greyish blue or army suede w. mesh
 SLIM · Size 36-43 · zipper



261-14 *Tex*
 Sand suede
 WIDE · Size 36-43 · zipper



231-28
 White leather
 WIDE · Size 36-43



241-17 *Tex*
 Black leather w. structure or black leather
 WIDE · Size 36-43



251-22 *Tex*
 Sand suede w. mesh
 MEDIUM · Size 36-43 · snaplock



261-17 *arch support*
 Sand suede
 MEDIUM · Size 36-43 · zipper



231-15 *Tex*
 Greyish blue suede w. mesh
 WIDE · Size 36-43 · zipper



TEX - MEMBRANE

TEX membrane makes
 the shoes highly
 water-repellent!



231-15 *Tex*
 Sand suede w. mesh
 WIDE · Size 36-43 · zipper



231-15 *Tex*
 Black suede w. mesh
 WIDE · Str: 36-43 · zipper



231-15 *Tex*
 Dark blue suede m. mesh
 WIDE · Size 36-43 · zipper



191-29 *arch support*
 Brown nubuck or black leather
 WIDE · Size 41-47 · ✂



251-19
 Black or brown nubuck
 WIDE · Size 41-47 · ✂



71-18
 Black or brown oiled leather
 WIDE · Size 41-47 · ✂



251-11
 Black oiled leather
 WIDE · Size 41-48 · ✂



191-29 *arch support*
 Sand suede
 WIDE · Size 41-47 · ✂



201-49 *arch support*
 Brown oiled leather or black microfibre
 MEDIUM · Size 36-48 · ✂

261-21 *arch support*
 Sand suede
 WIDE · Size 41-47 · ☞



261-20
 Sand suede or white leather
 WIDE · Size 41-47



242-32 *Tex*
 Blue nubuck w. mesh or black leather
 WIDE · Size 41-48 · zipper



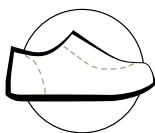
251-25 *Tex*
 Black leather w. OrthoStretch™
 WIDE · Size 41-48 · zipper



242-32 *Tex*
 Brown nubuck w. mesh or brown nubuck
 WIDE · Size 41-48 · zipper



261-26
Dark blue nubuck
WIDE · Size 41-47



NO INTERNAL STITCHING

Retracted stitching ensures the protection of your foot !



261-26
Dark blue nubuck
WIDE · Size 41-47



261-26
Sand suede
WIDE · Size 41-47



222-13 *Tex*

Sand suede

MEDIUM · Size 41-47 · zipper



PROTEKTOR® INSOLE

All of our footwear has a 6 mm Protektor® insole that gives you superb shock absorption!



241-25

Blue nubuck

MEDIUM · Size 41-47 · zipper



261-40
 Black suede w. mesh
 MEDIUM · Size 41-47 · zipper



231-21 *Tex*
 Blue or black nubuck w. mesh
 MEDIUM · Size 41-47



221-19 *Tex*
 Black or blue nubuck w. mesh
 MEDIUM · Size 41-47 · snaplock



241-10
 Blue or brown suede w. mesh
 MEDIUM · Size 41-47 · zipper



201-61
 Black leather w. OrthoStretch™
 MEDIUM · Size 41-47 · ✂

THE CONCEPT OF NEW FEET



In cooperation with Nordic therapists, the Danish company New Feet has developed shoes for sensitive, diabetic or arthritic feet.

Based on a project with Bispebjerg Hospital Wound Management Association, New Feet started in 2004. The result being a small series of shoes and sandals for treatment and care of wound patients. This was the starting point for the following projects, which focus on healthy feet and furthermore on preventing complications from diabetes, bunions and hammer-toes – and on preventing pain from arthritis.

New Feet Footwear is characterized by the fact that it can be adapted to the needs of each user – therefore, there is extra space for individual insoles.

New Feet is focused on our environment.

We are proud of the fact that all our footwear is produced in Portugal, where the EU standards of production are being met.

New Feet takes pride in always making environmentally friendly choices and has great focus on our green future.

ALL FEET ARE UNIQUE

Therefore, New Feet is not quite like other brands

We design and construct footwear based on the orthopaedic tradition:

COMFORT and **PROTECTION** of the musculo-skeletal system is our primary goal.

Our footwear is characterized by:

- Wide forefoot, high stability and secure heel grip
- Soft, padded leather and selected lining
- Moisture-transporting and friction-reducing lining
- All the internal seams are retracted so they do not irritate the skin



WE FOCUS ON DIABETES AND ARTHRITIS

We and our resellers are happy to give advice, but your therapist is the one who has access to your medical history, and thus a therapist's advice is important.



VARIOUS SHAPES AND SIZES

New Feet uses various lasts and outer soles with various qualities that fit your feet perfectly in order to maintain diversity in both functionality and fit. Try on our different types of shoes, so you can find the shape that fits your feet perfectly. Please note that shoes with Orthostretch® are extra spacious.



SLIM, MEDIUM and **WIDE**. In each of these groups, we have various types of outer soles. SLIM is the slimmest group of lasts with much more space compared to other footwear.

TEXTILESTRETCH

Shoes with Textilestretch provide extra flexibility. This is an important function and provides comfort especially for bunions, hammertoes, swollen feet, arthritis, and diabetic feet.

LININGMATERIALS

Picos® is our warm lining.

- Skin friendly and particularly suitable for people with diabetes
- The material has been laminated with a water-repellent membrane
- Thermal insulating, moist transporting and durable



TEX – membrane for humid climate. Textiles combined with a water-repellent TEX-membrane makes the shoes highly water-repellent. Look for the TEX-symbol.

INDIVIDUAL ADAPTATION

Easy adaptation of the footwear is one of the most important features of New Feet shoes.



Velcro straps are extra long and divided into fields. They can be customized for the perfect fit for your foot. Thus, our footwear can be used by people in need of extra space for swollen feet and compression stockings - or insoles and bandages.



We use zippers in several of our models. Combined with velcro or laces, they provide a good fit and an easy way to put on and take off the shoe.



New Feet has built-in arch support in some of the models – look for the “arch support” symbol.

ROCKER-FUNCTION



In some cases, there is a need for help when walking. Pain in the forefoot, stiff toes or impaired movement in the ankle joint are some of the conditions that can be helped by shaping the outer sole in a way that will help when walking, so that the foot is less strained, and walking is easier.

NEW FEET INSOLES



OUR FEET ARE THE FOUNDATION OF THE BODY

As with a house, the foundation is vital. It's the basis that keeps the rest of the construction working. The main cause of pain in the back, lower back, hips and knees is the impact of walking on hard surfaces. Another factor is that the foot's position is not the best possible. If you walk crookedly, it will have an impact throughout your entire body, resulting in pain from the lower back to headaches.

KORREKTOR® - CORRECTIVE INSOLES

New Feet produces insoles that correct your foot position. They can be worn in New Feet footwear that has plenty of space – or you can wear them in your current footwear.

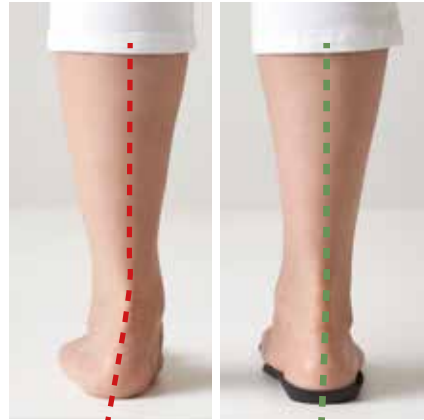
KORREKTOR®

The foundation of a healthier body is that we move correctly. Misalignment of the feet often causes pain in the feet, knees, hips, back and lower back, as the body compensates for walking crookedly.

In the illustration, you see how an insole with an arch lift straightens the foot.

If misalignment is not treated, the following can be the long-term complications:

- BUNIONS
- HAMMER TOES
- PAIN IN THE FOREFOOT AND THE HEEL
- PAIN IN THE HIP AND LOWER BACK



**WITHOUT
Korrektor®**

**WITH
Korrektor®**

NEW FEET SOLES

PROTEKTOR®

Basic

200-0 Protektor® Basic 6 mm
Protektor® is a 6mm flat sole with superior shockabsorption. This is the sole you find in most New Feet footwear.

200-3 Protektor® Basic 3 mm
For use in footwear with limited space.



Medium • 200-21 Korrektor®

Medium $\frac{3}{4}$
The medium version is made of a material in medium density.



High • 200-22 Korrektor®

High $\frac{3}{4}$
The high version is made of a firmer foam with higher density.



KORREKTOR®

Korrektor® comes in several versions – depending on the extent of your misalignment, there is a Korrektor® for you too.

Soft

200-2 Korrektor® Soft $\frac{3}{4}$
The soft version is built in several layers with a corrective insole with a 3mm PPT® shock absorbing material on the top. It feels soft and comfortable and does not lift as much as the other soles.



High slim • 200-32 Korrektor®

Slim $\frac{3}{4}$
The slim version is a slimmer version of High. This is suitable for narrow or open footwear.

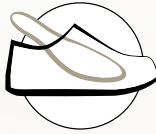


new feet

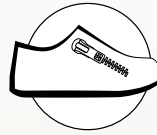
MEDICAL FOOTWEAR



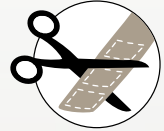
TEX membrane makes the shoes highly water-repellent



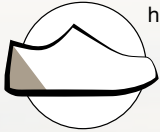
Removable insole. This is an advantage if you want to use customized insoles



Zipper makes it easy to put the footwear on and off - after adjusting the laces



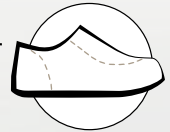
All velcro straps can be easily shortened in order to fit your foot



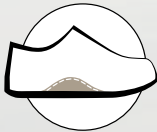
Solid heelcap stabilizing your foot when walking



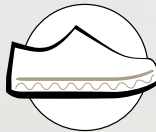
Our shoes are categorized in SLIM, MEDIUM & WIDE, depending on the shape of your foot



Retracted stitching ensures the protection of your foot



Arch support supports and relieves the feet




All of our footwear has a 6 mm Protaktor® insole, that gives you superb shock absorption



The shape of the outsole helps when walking, resulting in less strain on the feet and optimized mobility



FOLLOW US



551-10-5000 · MFA · 10.25

